

Luminaire Location Summary					
Scene: Field					
Light No	Light ID	Height	Light Orient	Light Tilt	Remarks
1	T1	15	20	48	COURTS 1 & 2
2	T1	15	340	48	COURTS 1 & 2
3	T1	15	160	48	COURTS 1 & 2
4	T1	15	200	48	COURTS 1 & 2
5	T1	15	17	46	COURTS 3 & 4
6	T1	15	343	46	COURTS 3 & 4
7	T1	15	163	46	COURTS 3 & 4
8	T1	15	197	46	COURTS 3 & 4
9	T1	15	17	46	COURTS 5 & 6
10	T1	15	343	46	COURTS 5 & 6
11	T1	15	163	46	COURTS 5 & 6
12	T1	15	197	46	COURTS 5 & 6
13	T4	15	12	31	COURT 7
14	T4	15	348	31	COURT 7
15	T4	15	168	31	COURT 7
16	T4	15	192	31	COURT 7
17	T1	15	163	46	COURT 8 & 9
18	T1	15	197	46	COURT 8 & 9
19	T1	15	17	46	COURT 8 & 9
20	T1	15	343	46	COURT 8 & 9
21	T1	15	163	46	COURT 10 & 11
22	T1	15	197	46	COURT 10 & 11
23	T1	15	17	46	COURT 10 & 11
24	T1	15	343	46	COURT 10 & 11
25	T1	15	163	46	COURT 12 & 13
26	T1	15	197	46	COURT 12 & 13
27	T1	15	17	46	COURT 12 & 13
28	T1	15	339	46	COURT 12 & 13

Rev	Date	Description	By
0	03/03/19	1ST ISSUE	SR

PROJECT  
**GOSFORD TENNIS CENTRE**

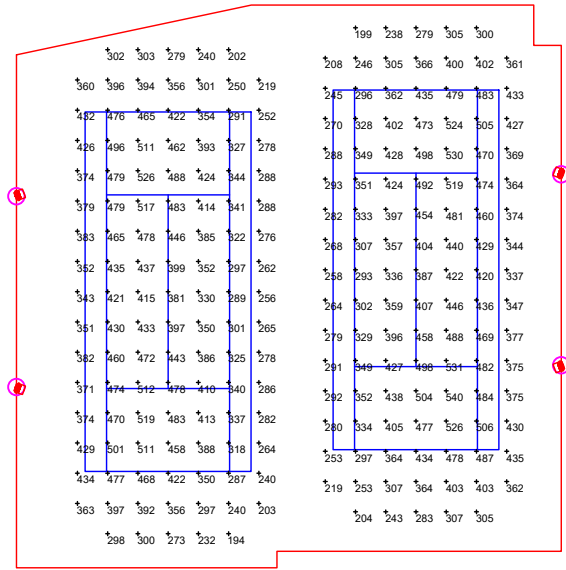
TITLE  
**PROPOSED TENNIS COURT LIGHTING**

Date: 03/03/2019	Drawn: SR
Scale: 1:500	Job No: 191997-1
Size: A3	Sheet No: 1/2
Drawing No: <b>191997E1</b>	
Revision	0


Luminaire Schedule						
Scene: Field						
Symbol	Qty	Label	Description	Lumens/Lamp	LLF	IES File
	24	T1	SMARTLUX AAA LUX 20180401 WS1006 v6_0_0	202870	0.850	20180401 WS1006 v6.0.0.ies
	4	T4	SMARTLUX AAA LUX 20180401 WS4006 v6_0_0	101435	0.850	20180401 WS4006 v6.0.0.ies



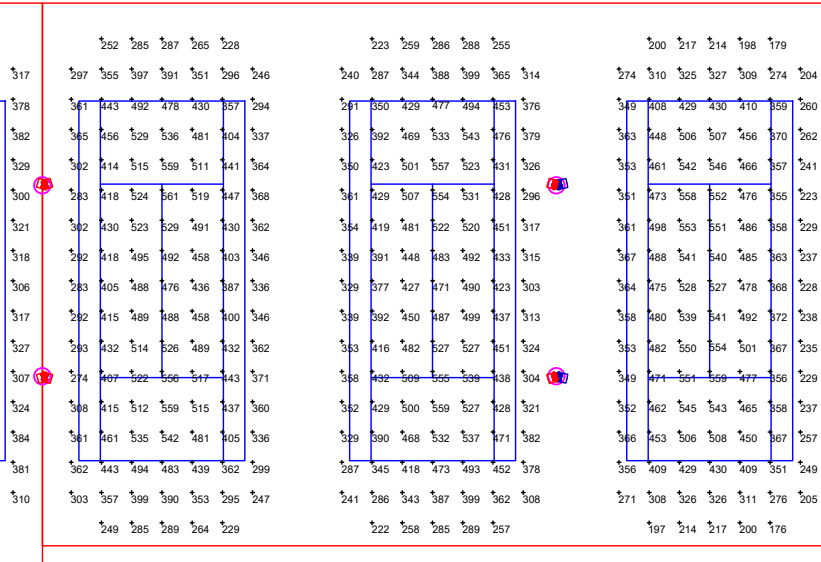
**COURT 1 & 2**



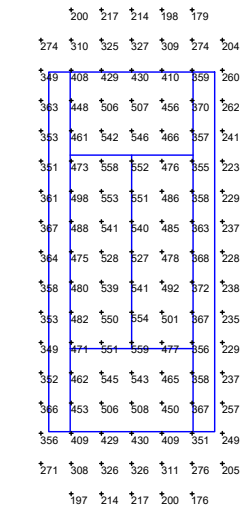
**COURT 3 & 4**



**COURT 5 & 6**



**COURT 7**



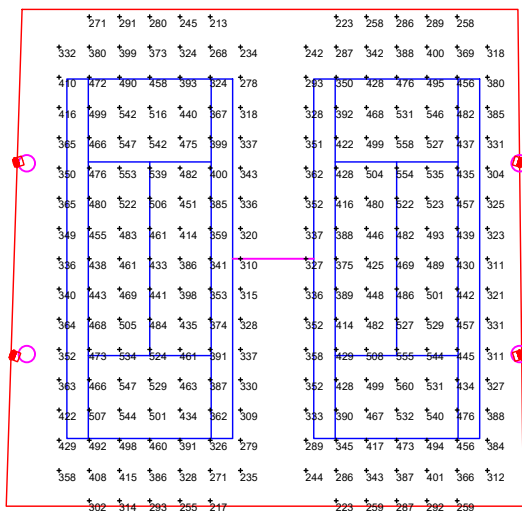
Calculation Summary						
Project: COURT 7						
Scene: Field						
Label	Units	Avg	Max	Min	Min/Avg	Min/Max
Court 7 PPA	Lux	466.54	559	351	0.75	0.63
Court 7 TPA	Lux	383.91	559	176	0.46	0.31

Lighting layout in compliance with AS2560.2.1: 2003 for level of Play (Club competition & commercial) as nominated in Table 1- Lighting Criteria


Minimum Requirements:

**PPA**  
Avg: 350 lux  
Min/Avg: 0.6  
Min/Max: 0.4

**TPA**  
Avg: 250 lux  
Min/Avg: 0.3  
Min/Max: 0.2



**COURT 12 & 13**



**COURT 10 & 11**

**COURT 8 & 9**

Rev	Date	Description	By
0	03/03/19	1ST ISSUE	SR

PROJECT  
**GOSFORD TENNIS CENTRE**

TITLE  
**PROPOSED TENNIS COURT LIGHTING**

Date: 03/03/2019	Drawn: SR
Scale: 1:500	Job No: 191997-1
Size: A3	Sheet No: 2/2
Drawing No: 191997E1	
Revision 0	

Calculation Summary						
Project: COURTS 1 & 2						
Scene: Field						
Label	Units	Avg	Max	Min	Min/Avg	Min/Max
Court 1 PPA	Lux	417.80	526	287	0.69	0.55
Court 1 TPA	Lux	372.60	526	194	0.52	0.37
Court 2 PPA	Lux	426.85	540	293	0.69	0.54
Court 2 TPA	Lux	378.76	540	199	0.53	0.37

Calculation Summary						
Project: COURTS 3 & 4						
Scene: Field						
Label	Units	Avg	Max	Min	Min/Avg	Min/Max
Court 3 PPA	Lux	480.31	568	363	0.76	0.64
Court 3 TPA	Lux	416.04	568	234	0.56	0.41
Court 4 PPA	Lux	480.31	568	363	0.76	0.64
Court 4 TPA	Lux	416.03	568	234	0.56	0.41

Calculation Summary						
Project: COURTS 5 & 6						
Scene: Field						
Label	Units	Avg	Max	Min	Min/Avg	Min/Max
Court 5 PPA	Lux	469.95	561	357	0.76	0.64
Court 5 TPA	Lux	403.62	561	228	0.56	0.41
Court 6 PPA	Lux	469.09	559	345	0.74	0.62
Court 6 TPA	Lux	404.16	559	222	0.55	0.40

Calculation Summary						
Project: COURT 8 & 9						
Scene: Field						
Label	Units	Avg	Max	Min	Min/Avg	Min/Max
Court 8 PPA	Lux	495.94	587	391	0.79	0.67
Court 8 TPA	Lux	430.12	587	247	0.57	0.42
Court 9 PPA	Lux	498.20	589	408	0.82	0.69
Court 9 TPA	Lux	433.08	589	253	0.58	0.43

Calculation Summary						
Project: COURT 10 & 11						
Scene: Field						
Label	Units	Avg	Max	Min	Min/Avg	Min/Max
Court 10 PPA	Lux	494.37	580	385	0.78	0.66
Court 10 TPA	Lux	430.84	580	248	0.58	0.43
Court 11 PPA	Lux	490.45	582	388	0.79	0.67
Court 11 TPA	Lux	424.37	582	245	0.58	0.42

Calculation Summary						
Project: COURT 12 & 13						
Scene: Field						
Label	Units	Avg	Max	Min	Min/Avg	Min/Max
Court 12 PPA	Lux	455.62	553	324	0.71	0.59
Court 12 TPA	Lux	400.07	553	213	0.53	0.39
Court 13 PPA	Lux	470.08	560	345	0.73	0.62
Court 13 TPA	Lux	405.78	560	223	0.55	0.40

